

Custom branding Paper cups & bowls



Paper cups & bowls customisation guidelines
April 2017

BioPak
It doesn't cost the earth

Custom branding

We'll brand our products with your logo (minimum quantities apply) and you get free storage for up to 3-months. Contact us for extended storage plans.

Our pay-as-you-use offer means you simply order and pay when you need it. There is no deposit required and we provide free graphic design services.

Free storage

Free artwork

No deposit

Draw & pay as you need



Custom branding is available on:



Paper cups & bowl

MOQ: 50,000 units

Delivery: 8 weeks



Clear cups & bowls

MOQ: 50,000 units

Delivery: 8-10 weeks



Reusable cups

MOQ: 1,000 units

Delivery: 12 weeks



Cutlery

MOQ: Contact BioPak

Delivery: 8-10 weeks



Napkins

MOQ: Contact BioPak

Delivery: 8 weeks



BioBoard

MOQ: 50,000+ units

Delivery: 12 weeks

AUS 1300 246 725
NZ 0800 246 725
E sales@biopak.com.au
biopak.com.au

BioPak
It doesn't cost the earth

Customise your cups or bowls

We offer free custom branding for orders of 50,000 cups or more

1. Select size and type

Single wall cup – 4, 6, 8, 12 (80mm), 8 (90mm), 12, 16 & 20oz cups

Double wall cup – 8, 12 & 16oz cups

Bowls – 8, 12, 16, 24 & 32oz

Chip cups - 12 & 16oz

Decide on white or kraft paper

2. Choose your quantity

The minimum order quantity of 50,000 /size

3. Send us your artwork

Free design and artwork setup

High quality printing up to 6 colours

No plate costs

4. BioPak endorsement

We recommend incorporating the trusted BioCup or BioPak logo along with an environmental message into your artwork

5. 8-week delivery lead time

8-week turn around from artwork approval to delivery

6. No deposit and free storage

No deposit required

Free storage for 3 months. Subsidised storage rates available thereafter

Our pay-as-you-use system allows you to order and pay for what you need, when you need it

You can draw down one carton at a time

7. Same day dispatch on all orders

All orders placed before 1pm in most metro areas will be delivered same day (conditions apply)

8. Ongoing management

We monitor your stock levels to ensure you never run out



Print specifications

Design notes

Use our supplied artwork templates and curve/warp artwork along guidelines. Round objects not correctly placed will appear oval in print. Such elements should be checked by printing the artwork, cutting to the template shape and wrapping onto the required cup size

Care should be taken ensuring logos and design elements are proportionally the same across cup sizes as required and that you have considered enough space from the rim of the cup

Ensure artwork aligns at the cup/bowl seam

Adobe Illustrator is our preferred software for cup artwork

Artwork can be printed in either CMYK or Uncoated Pantone colours – not a mixture of both. There is a four colour limit when printing in Uncoated Pantones

Metallic and fluorescent colours cannot be used

Images in artwork must be a minimum resolution of 300dpi at 100% scale

Highlight dot gain should not be below 5%. If vignettes go below 5% there will be a visible and harsh drop-off

Line work must be 0.5 point or greater

Text must be 5 point or larger

Convert all text to outlines and embed all images

Copyright

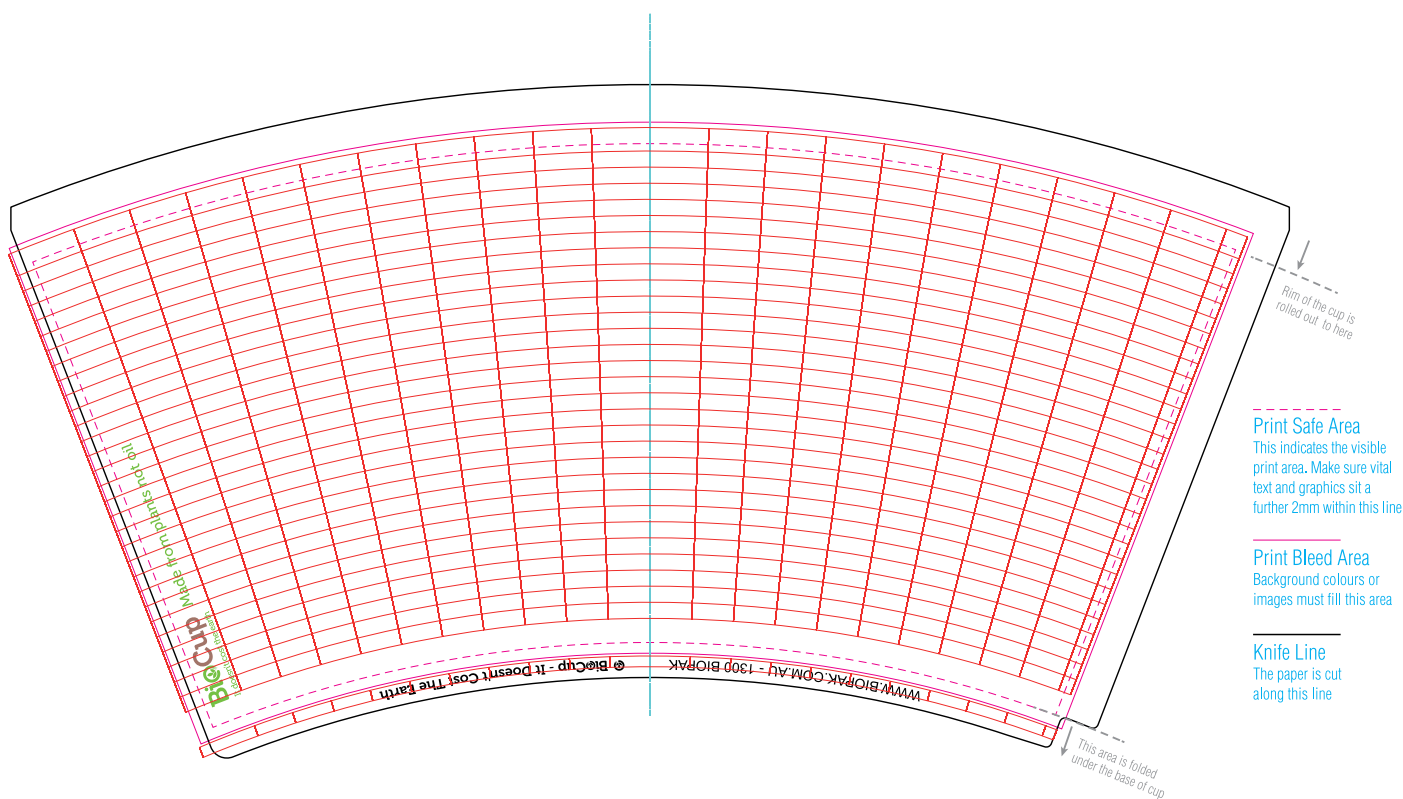
All images, graphics and fonts provided in artwork/or provided to BioPak to artwork, must comply with copyright and be the property of the client

Templates notes

Print safe area marked by the dotted line. Artwork that extends beyond this line will not be seen on the cups. Keep all key info 3mm within the dotted line. To test on a cup, print templates to scale and cut along the dotted line and wrap around the required cup size

Bleed area marked by the solid line. The area between the dotted line and solid line will be folded and not visible in finished cup

The grid indicates the curve/warp.



Environmental benefits

Custom printing is an effective way to advertising your business and we encourage you to highlight the environmental benefits of using a BioCup or BioPak product by incorporating one of our logos and an environmental benefits message.

There are always variables and special factors to consider so please call us to discuss your business specifics.

BioCup Made from plants not oil

BioCup Paper sourced from managed plantations.
It doesn't cost the earth Bioplastic lining made from plants not oil.

BioPak This bowl is carbon neutral &
It doesn't cost the earth 1% of profits donated to Rainforest Rescue

We recommend using any of the environmental benefits below:


Paper from managed plantations

Bioplastic lining made from plants not oil

This cup is made from plants not oil

This cup is carbon neutral

Using bioplastic lowers our CO2 footprint by 75% compared to plastic



AUS 1300 246 725
NZ 0800 246 725
E sales@biopak.com.au
biopak.com.au

BioPak
It doesn't cost the earth

BioPak logo use

Logo and tagline colour









Option 1 – Use our full colour (light green and brown) logo and tagline in Pantone Uncoated or CMYK

Option 2 – Where full colour is unsuitable please use our mono logo and tagline in BioPak dark green, black or white

Option 3 – Where options 1 and 2 are unsuitable we will consider other colours, subject to our approval process

Pantone Uncoated (U)

CMYK

 PANTONE 375 U	 C55 M3 Y100 K0
 PANTONE 7516 U	 C35 M58 Y64 K15
 PANTONE 355 U	 C97 M22 Y100 K9
 PANTONE BLACK U	 K100

Logo clear space

The standard clear space for the BioCup or BioPak logo is indicated with a 'X'

Minimum logo size is 17mm

BioCup logo clear space



BioCup logo minimum size



BioPak logo clear space



BioPak logo minimum size



AUS 1300 246 725
NZ 0800 246 725
E sales@biopak.com.au
biopak.com.au

BioPak
It doesn't cost the earth